



TENTATIVE—SUBJECT TO CHANGE

**RADT 1030 Radiographic Procedures 1
COURSE SYLLABUS
Fall Semester 2018**

COURSE INFORMATION

Credit Hours/Minutes: 3/3750
Campus/Class Location: Vidalia Campus Room 743
Class Meets: Tuesdays 1:00pm-4:00pm & Thursdays 8:00am-4:00pm
Course Reference Number (CRN): 20263

INSTRUCTOR CONTACT INFORMATION


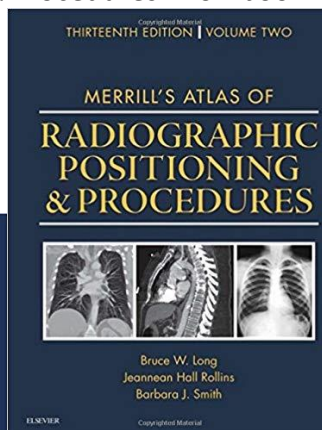
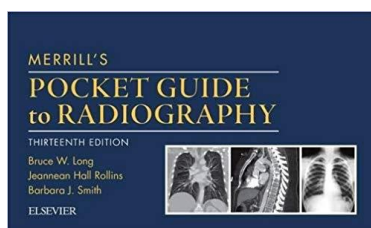
Instructor Name: Mr. Keegan Spell R.T. (R)(MR) ARRT
Office Location: 708
Office Hours: Mondays & Wednesdays 1:00pm-5:00pm by appointment
Email Address: kspell@southeasterntech.edu
Phone: 912-538-3112
Fax Number: 912-538-3106
Tutoring Hours: Mondays & Wednesdays 1:00pm-5:00pm by appointment

SOUTHEASTERN TECHNICAL COLLEGE'S (STC) CATALOG AND HANDBOOK

Students are responsible for all policies and procedures and all other information included in Southeastern Technical College's [Catalog and Handbook](http://www.southeasterntech.edu/student-affairs/catalog-handbook.php) (<http://www.southeasterntech.edu/student-affairs/catalog-handbook.php>).

REQUIRED TEXT

Merrill's Pocket Guide to Radiography (Spiral Bound). 13th edition. ISBN: 978-0323311960
Merrill's Atlas of Radiographic Positioning & Procedures. 13th edition. ISBN: 978-0323263412
Merrill's Atlas of Radiographic Positioning & Procedures-Workbook. 13th edition. ISBN: 978-0323263382



REQUIRED SUPPLIES & SOFTWARE

Pen, pencil, highlighter, notebook, paper

Students should not share login credentials with others and should change passwords periodically to maintain security.

COURSE DESCRIPTION

Introduces the knowledge required to perform radiologic procedures applicable to the human anatomy. Emphasis will be placed on the production of quality radiographs, and laboratory experience will demonstrate the application of theoretical principles and concepts.

MAJOR COURSE COMPETENCIES

Major course competencies include: introduction to radiographic procedures; positioning terminology; positioning considerations; procedures, anatomy, and topographical anatomy related to body cavities, bony thorax, upper extremities, shoulder girdle, and lower extremities.

PREREQUISITE(S)

Program Admission, BIOL 2114 and BIOL 2114L

COREQUISITE(S)

RADT 1320

COURSE OUTLINE

1.0 Anatomy and routine projections of the chest and abdomen cavities, upper extremity, shoulder girdle and bony thorax

| | Description | Learning Domain | Level of Learning |
|-----|--|-----------------|-------------------|
| 1.1 | Describe the anatomy of the thoracic cavity and bony thorax in terms of structure visualized and function demonstrated. | Cognitive | Knowledge |
| 1.2 | The student will discuss routine and special projections/positions of the thoracic cavity and bony thorax in terms of structures visualized, functions demonstrated, and general positioning considerations | Cognitive | Comprehension |
| 1.3 | The student will explain structures visualized, functions demonstrated, and general positioning considerations when given clinical simulations for routine and special projections of the abdominopelvic cavity. | Cognitive | Comprehension |
| 1.4 | The student will apply knowledge of radiographic procedures related to the thoracic cavity and bony thorax via performance in a laboratory environment. | Psychomotor | Mechanism |
| 1.5 | The student will evaluate the accuracy of positioning, image quality and anatomical structures visualized on radiographic images. | Cognitive | Evaluation |
| 1.6 | Describe the anatomy of the abdominopelvic cavity in terms of structure visualized and function demonstrated. | Cognitive | Knowledge |

| | Description | Learning Domain | Level of Learning |
|------|---|-----------------|-------------------|
| 1.7 | Describe routine and special projections/positions of the abdominopelvic cavity in terms of structures visualized, functions demonstrated, and general positioning considerations. | Cognitive | Knowledge |
| 1.8 | The student will explain structures visualized, functions demonstrated, and general positioning considerations when given clinical simulations for routine and special projections of the abdominopelvic cavity | Cognitive | Comprehension |
| 1.9 | The student apply knowledge of radiographic procedures related to abdominopelvic cavity via performance in a laboratory environment. | Psychomotor | Mechanism |
| 1.10 | The student will evaluate the accuracy of positioning, image quality and anatomical structures visualized on radiographic images. | Cognitive | Evaluation |
| 1.11 | Describe the anatomy of the upper extremities in terms of structure visualized and function demonstrated. | Cognitive | Knowledge |
| 1.12 | The student will describe routine and special projections/positions of the upper extremities in terms of structures visualized, functions demonstrated, and general positioning considerations. | Cognitive | Knowledge |
| 1.13 | In a laboratory environment perform radiographic procedures related to the upper extremities. | Psychomotor | Guided Response |
| 1.14 | Evaluate radiographic images in terms of positioning accuracy, image quality, and anatomical structures visualized. | Psychomotor | Evaluation |
| 1.15 | Describe the anatomy of the shoulder girdle in terms of structure visualized and function demonstrated. | Cognitive | Knowledge |
| 1.16 | Describe routine and special projection/positions of the shoulder girdle in terms of structures visualized, functions demonstrated, and general positioning considerations. | Cognitive | Knowledge |
| 1.17 | The student will explain structures visualized, functions demonstrated, and general positioning considerations when given clinical simulations for routine and special projections of the shoulder girdle. | Cognitive | Comprehension |
| 1.18 | The student will perform radiographic procedures related to the shoulder girdle in a laboratory environment. | Psychomotor | Guided Response |
| 1.19 | Evaluate radiographs in terms of positioning accuracy, image quality, and anatomical structures visualized. | Cognitive | Evaluation |

2.0 Anatomy and routine projections of the lower extremities

| | Description | Learning Domain | Level of Learning |
|-----|--|-----------------|-------------------|
| 2.1 | Describe the anatomy of the lower extremities in terms of structures visualized and function demonstrated. | Cognitive | Knowledge |

| | Description | Learning Domain | Level of Learning |
|-----|---|-----------------|-------------------|
| 2.2 | Describe routine and special projections/positions of the lower extremities in terms of structures visualized, functions demonstrated, and general positioning considerations. | Cognitive | Knowledge |
| 2.3 | The student will explain the structures visualized, functions demonstrated, and the general positioning considerations involved clinical simulations for routine and special projection/positions of the lower extremities. | Cognitive | Comprehension |
| 2.4 | The student will perform radiographic procedures related to the lower extremities laboratory environment. | Psychomotor | Guided Response |
| 2.5 | The student will evaluate radiographic images in terms of positioning accuracy, image quality, and anatomical structures visualized | Cognitive | Evaluation |

3.0 Introduction to radiographic procedures

| | Description | Learning Domain | Level of Learning |
|-----|---|-----------------|-------------------|
| 3.1 | The student will identify the patient using information on the requisition form. | Cognitive | Knowledge |
| 3.2 | The student will determine patient's identity by checking the wrist band or questioning the patient. | Cognitive | Application |
| 3.3 | The student will chart patient information on the requisition form using knowledge of medical terminology. | Cognitive | Application |
| 3.4 | The student will assess the radiographic requisition form to verify the accuracy and completeness of information. | Cognitive | Evaluation |

4.0 Positioning terminology

| | Description | Learning Domain | Level of Learning |
|-----|--|-----------------|-------------------|
| 4.1 | The student will define position and projection and the terms used to describe radiographic positioning. | Cognitive | Knowledge |
| 4.2 | The student will describe various positioning aid applications and their advantages/disadvantages | Cognitive | Knowledge |
| 4.3 | The student will describe the function and application of various accessory equipment. | Cognitive | Knowledge |
| 4.4 | The student will demonstrate the use of calipers. | Psychomotor | Guided Response |
| 4.5 | The student will discuss lead marker functions, types, and applications. | Cognitive | Comprehension |

5.0 Pathology of chest, abdomen, bony thorax, upper and lower extremities and shoulder girdle

| | Description | Learning Domain | Level of Learning |
|-----|--|-----------------|-------------------|
| 5.2 | Describe the clinical indications for the chest, abdominopelvic regions, bony thorax, upper extremity, shoulder girdle and lower extremity | Cognitive | Comprehension |
| 5.2 | Identify which clinical indications are additive and destructive | Cognitive | Knowledge |

| | Description | Learning Domain | Level of Learning |
|-----|--|-----------------|-------------------|
| 5.3 | Adapt technical factors and exposure considerations for the pathology indicated for the chest and abdominopelvic regions, bony thorax, upper extremity, shoulder girdle and lower extremity. | Cognitive | Synthesis |
| 5.4 | Evaluate radiographic images of the pathology indicated for the chest and abdominopelvic regions, bony thorax, upper extremity, shoulder girdle, and lower extremity. | Cognitive | Evaluation |

6.0 Positioning considerations

| | Description | Learning Domain | Level of Learning |
|-----|---|-----------------|-------------------|
| 6.1 | The student will discuss general positioning considerations for radiographic procedures. | Cognitive | Comprehension |
| 6.2 | The student will describe general positioning considerations, given clinical simulations for various radiographic procedures. | Cognitive | Comprehension |

GENERAL EDUCATION CORE COMPETENCIES

Southeastern Technical College has identified the following general education core competencies that graduates will attain:

1. The ability to utilize standard written English.
2. The ability to solve practical mathematical problems.
3. The ability to read, analyze, and interpret information.

STUDENT REQUIREMENTS

Students are required to abide by all of the policies, rules, and regulations of Southeastern Technical College, as published in the *STC Online Catalog and Handbook*. *STC Catalog and Student Handbook Related Policies and Procedures* are found online at: <http://www.southeasterntech.edu>

Students are expected to complete all reading, tests, and daily assignments (workbooks, handouts, & projection sheets) by the specified date.

During RADT 1030, students will be required to: Read the appropriate chapter in the course textbook, complete the required Projection Sheets for the appropriate chapter which are listed on the lesson schedule, and successfully pass both the Chapter Exam and Laboratory Evaluation on the appropriate body area in accordance to the protocol and criteria contained within the course textbook. The workbook is to be utilized as a study tool and will not be graded.

Prior to testing in the laboratory setting, students must earn a grade of 80% or higher on the corresponding Chapter Exam. If a student fails to earn the required 80% or higher, the student will be allowed the opportunity to remediate and re-test over that material. Before a student may re-test, they must complete the required remediation assignment as designated by the course instructor. A student may test a total of 3 times (including 2 re-tests) to earn the required 80% or higher. Each re-test will be given in a different method to properly assess student knowledge.

Students must successfully pass the Laboratory Evaluation with a score of 80% or higher prior to proving competency on the exam in the clinical setting. If a student fails to earn an 80%, (s)he will be required to repeat the evaluation after a scheduled remediation and laboratory practice with the course instructor. All

laboratory evaluations must be passed before clinical participation/competency may be attempted. Students must earn a grade of 80% or greater on Laboratory Evaluations in order to pass the course requirements.

In addition, quizzes are subject to be given on any given day over any assigned material (i.e. reading, workbooks, etc.). Any quizzes missed due to student absence will not be made up.

ATTENDANCE GUIDELINES

It is essential that educational programs meet requirements and standards necessary for successful employment in business and industry. In view of the intensive nature of educational programs, it is necessary for every student to be present and on time every day for all classes as is required in the work environment.

Class attendance is a very important aspect of a student's success. Being absent from class prevents students from receiving the full benefit of a course and also interrupts the learning process. Southeastern Technical College considers both tardiness and leaving early as types of absenteeism. Responsibility for class attendance rests with the student. Regular and punctual attendance at all scheduled classes is required for student success. Students will be expected to complete all work required by the instructor as described in the individual course syllabus.

Instructors have the right to give unannounced quizzes/assignments. Students who miss an unannounced quiz or assignment will receive a grade of 0. Students who stop attending class, but do not formally withdraw, may receive a grade of F and face financial aid repercussions in upcoming semesters.

Instructors are responsible for determining whether missed work may be made up and the content and dates for makeup work is at the discretion of the instructor.

Students will not be withdrawn by an instructor for attendance; however, all instructors will keep records of graded assignments and student participation in course activities. The completion dates of these activities will be used to determine a student's last date of attendance in the event a student withdraws, stops attending, or receives an F in a course.

ADDITIONAL PROVISIONS

Health Sciences

Requirements for instructional hours within Health Science programs reflect the rules of respective licensure boards and/or accrediting agencies. Therefore, these programs have stringent attendance policies. Each program's attendance policy is published in the program's handbook and/or syllabus which specify the number of allowable absences. All provisions for required make-up work in the classroom or clinical experiences are at the discretion of the instructor.

PROGRAM SPECIFIC ATTENDANCE REQUIREMENTS

In accordance with the general procedure of the school, it is the desire for each student to successfully complete each course in the program. This is necessary to meet graduation requirements. **Regular attendance, punctuality, and responsibility** for class work are three of the most significant factors for success in college. Students are expected to be present, punctual and prepared for every class assignment, and they are expected to seek additional help from the instructors when needed.

Any student who is not present at the beginning of class/lab instruction may not be allowed to enter the classroom until a scheduled break.

Attendance procedures are documented on each course syllabus. Students are responsible to monitor their

own record of absences and late arrivals, and should refer to individual course syllabi for specific requirements.

The faculty may consider extenuating circumstances related to absences on a case by case basis.

Extenuating Circumstances are unforeseen accidents, illness/deaths in the immediate family or personal illness which requires you to be absent from class or clinical. Vacations, weddings, non-emergent doctor appointments, studying for an exam, child care issues, job interviews and working at your job, etc., are not considered extenuating circumstances as these are not unforeseen events. Students wishing to claim extenuating circumstances may be asked to provide documentation of the condition which led to absenteeism. The presence of extenuating circumstances does not guarantee that a student will be exempted from attendance procedures.

SPECIAL NEEDS

Students with disabilities who believe that they may need accommodations in this class based on the impact of a disability are encouraged to contact [Helen Thomas \(hthomas@southeasterntech.edu\)](mailto:hthomas@southeasterntech.edu), 912-538-3126, to coordinate reasonable accommodations.

SPECIFIC ABSENCES

Provisions for Instructional Time missed because of documented absences due to jury duty, military duty, court duty, or required job training will be made at the discretion of the instructor.

MAKEUP POLICY

Students will be allowed to makeup one test. Any further missed tests will result in a grade of zero. All makeup exams will be given at the discretion of the instructor and accommodations may be made based upon extenuating circumstances.

***Extenuating circumstances are unforeseen accidents, deaths in the immediate family or personal illness which requires you to be absent from class or clinical. Vacations, weddings, doctor appointments, studying for an exam, child care issues, job interviews and working at your job are not considered extenuating circumstances as these are not unforeseen events. ***

PREGNANCY

Southeastern Technical College does not discriminate on the basis of pregnancy. However, we can offer accommodations to students who are pregnant that need special consideration to successfully complete the course. If you think you will need accommodations due to pregnancy, please advise me and make appropriate arrangements with [Helen Thomas \(hthomas@southeasterntech.edu\)](mailto:hthomas@southeasterntech.edu), 912-538-3126.

WITHDRAWAL PROCEDURE

Students wishing to officially withdraw from a course(s) or all courses after the drop/add period and prior to the 65% portion of the semester (date will be posted on the school calendar) must speak with a Career Counselor in Student Affairs and complete a Student Withdrawal Form. A grade of "W" is assigned when the student completes the withdrawal form from the course.

Students who are dropped from courses due to attendance (see your course syllabus for attendance policy) after drop/add until the 65% point of the semester will receive a "W" for the course. Abandoning a course(s) instead of following official withdrawal procedures may result in a grade of 'F' being assigned.

After the 65% portion of the semester, the student will receive a grade for the course. (Please note: A zero will be given for all missed assignments.)

There is no refund for partial reduction of hours. Withdrawals may affect students' eligibility for financial aid for the current semester and in the future, so a student must also speak with a representative of the Financial Aid Office to determine any financial penalties that may be assessed due to the withdrawal. All grades, including grades of 'W', will count in attempted hour calculations for the purpose of Financial Aid.

Remember - Informing your instructor that you will not return to his/her course does not satisfy the approved withdrawal procedure outlined above.

In this course, which meets 2 days a week for 7 weeks, the maximum number of days a student may miss are 2 days during the semester.

EXAMS

NO GRADES WILL BE DROPPED. No study guides or test reviews will be given due to time constraints on the amount of material being introduced. In addition, quizzes are subject to be given on any given day over any assigned material (i.e. reading, workbooks, etc.). Any quizzes missed due to student absence will not be made up.

Exams will be given over the chapters as outlined in the course lesson plan. Students must earn a grade of 70% or higher on each exam in order to be eligible to progress to the Laboratory Evaluation. If a student fails to earn a grade of 70% or higher on an exam, the student will be allowed to re-test over that material to be eligible to test in the laboratory setting. A student may test a total of 2 times (including 1 re-test) to earn a grade of 70% or higher on an exam. Before a student may re-test, (s)he must complete the required remediation assignment as designated by the course instructor. Each re-test will be given in a different method to properly assess student knowledge.

If the student is unsuccessful after 2 attempts, the student will be withdrawn from the course as (s)he will be ineligible to test on that material in the laboratory setting and therefore, unable to prove competency on that exam in the clinical setting.

Any questions regarding a test will need to be submitted by email to the instructor and/or an appointment can be arranged to discuss any questions during the instructor's office hours. No class time will be spent debating test questions.

CELL PHONE POLICY

Cell phones are not permitted in the classroom or laboratory. Any student caught with a cell phone in the classroom or laboratory in any capacity (texting, talking on or, emailing), whether the phone is on or off, will have 10 points taken off their next chapter (section) exam grade. In the event of an emergency, such as a sick family member or sick child, their calls should be directed to the front desk at 912-538-3117 where a message can be left.

ACADEMIC DISHONESTY POLICY

The Southeastern Technical College Academic Dishonesty Policy states that all forms of academic dishonesty, including but not limited to cheating on tests, plagiarism, collusion, and falsification of information, will call for discipline. The policy can also be found in the Southeastern Technical College Catalog and Handbook.

PROCEDURE FOR ACADEMIC MISCONDUCT

The procedure for dealing with academic misconduct and dishonesty is as follows:

1. First Offense

Student will be assigned a grade of "0" for the test or assignment. Instructor keeps a record in course/program files and notes as first offense. The instructor will notify the student's program advisor, academic dean, and the Registrar at the student's home campus. The Registrar will input the incident into Banner for tracking purposes.

2. Second Offense

Student is given a grade of "WF" (Withdrawn Failing) for the course in which offense occurs. The instructor will notify the student's program advisor, academic dean, and the Registrar at the student's home campus indicating a "WF" has been issued as a result of second offense. The Registrar will input the incident into Banner for tracking purposes.

3. Third Offense

Student is given a grade of "WF" for the course in which the offense occurs. The instructor will notify the student's program advisor, academic dean, and the Registrar at the student's home campus indicating a "WF" has been issued as a result of third offense. The Vice President for Student Affairs, or designee, will notify the student of suspension from college for a specified period of time. The Registrar will input the incident into Banner for tracking purposes.

STATEMENT OF NON-DISCRIMINATION

The Technical College System of Georgia and its constituent Technical Colleges do not discriminate on the basis of race, color, creed, national or ethnic origin, sex, religion, disability, age, political affiliation or belief, genetic information, disabled veteran, veteran of the Vietnam Era, spouse of military member or citizenship status (except in those special circumstances permitted or mandated by law). This school is in compliance with Title VI of the Civil Rights Act of 1964, which prohibits discrimination on the basis of race, color, or national origin; with the provisions of Title IX of the Educational Amendments of 1972, which prohibits discrimination on the basis of gender; with the provisions of Section 504 of the Rehabilitation Act of 1973, which prohibits discrimination on the basis of handicap; and with the American with Disabilities Act (ADA).

The following individuals have been designated to handle inquiries regarding the nondiscrimination policies:

| | |
|--|---|
| American With Disabilities Act (ADA)/Section 504 - Equity- Title IX (Students) – Office of Civil Rights (OCR) Compliance Officer | Title VI - Title IX (Employees) – Equal Employment Opportunity Commission (EEOC) Officer |
| Helen Thomas, Special Needs Specialist Vidalia Campus 3001 East 1 st Street, Vidalia Office 108 Phone: 912-538-3126 Email: Helen Thomas hthomas@southeasterntech.edu | Lanie Jonas, Director of Human Resources Vidalia Campus 3001 East 1 st Street, Vidalia Office 138B Phone: 912-538-3230 Email: Lanie Jonas ljonas@southeasterntech.edu |

ACCESSIBILITY STATEMENT

Southeastern Technical College is committed to making course content accessible to individuals to comply with the requirements of Section 508 of the Rehabilitation Act of Americans with Disabilities Act (ADA). If you find a problem that prevents access, please contact the course instructor.

GRIEVANCE PROCEDURES

Grievance procedures can be found in the Catalog and Handbook located on Southeastern Technical College's website.

ACCESS TO TECHNOLOGY

Students can now access Blackboard, Remote Lab Access, Student Email, Library Databases (Galileo), and BannerWeb via the mySTC portal or by clicking the Current Students link on the [Southeastern Technical College \(STC\) Website \(www.southeasterntech.edu\)](http://www.southeasterntech.edu).

TECHNICAL COLLEGE SYSTEM OF GEORGIA (TCSG) GUARANTEE/WARRANTY STATEMENT

The Technical College System of Georgia guarantees employers that graduates of State Technical Colleges shall possess skills and knowledge as prescribed by State Curriculum Standards. Should any graduate employee within two years of graduation be deemed lacking in said skills, that student shall be retrained in any State Technical College at no charge for instructional costs to either the student or the employer.

GRADING POLICY

| Assessment/Assignment | Percentage |
|-----------------------|------------|
| Chapter Tests | 35% |
| Lab Evaluations | 15% |
| Projection Sheets | 15% |
| Final Exam | 20% |
| Lab Final Evaluation | 15% |

GRADING SCALE

| Letter Grade | Range |
|--------------|--------|
| A | 90-100 |
| B | 80-89 |
| C | 70-79 |
| D | 60-69 |
| F | 0-59 |

RADT 1030 Radiographic Procedures 1
Fall Semester 2018 Lesson Plan

| Date/Week | Chapter/Lesson | Content | Assignments & Tests Due Dates | Competency Area |
|----------------------------------|------------------------|--|--|--------------------|
| Week 1 Tuesday 8/14 | Chapter 1 Chapter 3 | <i>Syllabus and lesson plan</i> <i>Cell phone policy</i> <i>STC Policy and Procedures</i> Lecture: <u>Chapter 1</u> - Preliminary Steps in Radiography <u>Chapter 3</u> - General Anatomy and Radiographic Positioning Terminology | Read Chapters: 1, 3 Complete Workbook: 1, 3 | RT3, RT4 a-c |
| Thursday 8/16 | Chapter 1 Chapter 3 | Lecture: <u>Chapter 1</u> - Preliminary Steps in Radiography <u>Chapter 3</u> - General Anatomy and Radiographic Positioning Terminology | Read Chapters & Complete Workbook: 1, 3 | RT3, RT4 a-c |
| Week 2 Tuesday 8/21 | Chapter 10 | Test 1 (Chapters 1, 3) : 1:00PM – 2:00PM Lecture: (2:00PM – 4:00PM) <u>Chapter 10</u> - Thoracic Viscera | Read Chapter & Complete Workbook: 10 Complete Projection Sheets: AP Trachea (Upper Airway) Lateral Trachea (Upper Airway) PA Chest Lateral Chest PA Oblique Chest (RAO/LAO) AP Oblique Chest (LPO/RPO) AP Chest AP Lordotic Chest (Lindblom Method) AP/PA Lateral Decubitus Chest | RT1, RT5 a-c |
| Thursday 8/23 | Chapter 10 | Lab Demonstration/Practice: Thoracic Viscera | Read Chapters: 10 | RT1, RT5 a-c |

| Date/Week | Chapter/Lesson | Content | Assignments & Tests Due Dates | Competency Area |
|----------------------------------|----------------|---|---|--------------------|
| Week 3 Tuesday 8/28 | Chapter 16 | Test 2 (Chapter 10) Lab Practice | Read Chapters: 16 Complete Workbook: 16 Projection Sheets Due Chapter 10 | RT1, RT5 a-c |
| Thursday 8/30 | Chapter 16 | AM - Lab Evaluation (Chapter 10) PM - Lecture: <u>Chapter 16</u> - Abdomen Lab Demonstration/Practice: Abdomen Retest Chapter 10 | Read Chapter & Complete Workbook: 16 Complete Projection Sheets: AP Supine Abdomen (KUB) AP Upright Abdomen AP Left Lateral Decubitus Abdomen Lateral Abdomen Dorsal Decubitus Abdomen | RT1, RT5 a-c |
| Week 4 Tuesday 9/4 | Chapter 4 | Test 3 (Chapter 16) Lab Practice | Read Chapter & Complete Workbook: 4 Projection Sheets Due Chapter 16 | RT1, RT5 a-c |

| Date/Week | Chapter/Lesson | Content | Assignments & Tests Due Dates | Competency Area |
|----------------------------------|----------------|--|---|--------------------|
| Thursday 9/6 | Chapter 4 | Lab Evaluation (Chapter 16): (8 – 10AM) Lecture: (10AM – 12PM) <u>Chapter 4</u> – Upper Limb Lab Demonstration: (1 – 2PM) Practice: (2 – 4PM) Retest Chapter 16: (4:00PM – 5:00PM) | Read Chapters: 4 Complete Workbook: 4 Complete Projection Sheets: PA Fingers PA Oblique Fingers Lateral Fingers AP Thumb (Robert Method) PA Oblique Thumb Lateral Thumb PA Hand PA Oblique Hand Lateral Hand (Fan/Extension) PA Wrist PA Oblique Wrist Lateral Wrist Ulnar Deviation Wrist AP Forearm Lateral Forearm AP Elbow Lateral Elbow AP Oblique Elbows (Medial/Lateral) AP Humerus Lateral Humerus | RT1, RT5 a-c |
| Week 5 Tuesday 9/11 | Chapter 5 | Test 4 (Chapter 4) – (1PM – 2PM) Lab Evaluation (Chapter 4) – (2PM – 4PM) | Read Chapter & complete workbook: 5 Projection Sheets Due Chapter 4 | RT1, RT5 a-c |

| Date/Week | Chapter/Lesson | Content | Assignments & Tests Due Dates | Competency Area |
|---------------------------|----------------|--|---|--------------------|
| Thursday 9/13 | Chapter 5 | Lecture: Chapter 5 - Shoulder Girdle (11:00 AM – 12 PM) Lab Demonstration: (1 PM – 2 PM) Practice: (2 PM – 4 PM) Retest Chapter 4: (4:00 PM – 5:00 PM) | Read Chapters: 5 Complete Projection Sheets: AP Shoulder (Internal) AP Shoulder (External) AP Shoulder (Neutral) AP Oblique Shoulder (Grashey Method) Transthoracic Shoulder (Lawrence Method) PA Oblique Shoulder (Scapular Y) Bilateral AC Joints (With/Without Weights) AP Clavicle AP Axial Clavicle AP Scapula Lateral Scapula (PA Oblique Position) | RT1, RT5 a-c |
| Week 6 Tuesday 9/18 | Chapter 6 | Test 5 (Chapter 5): 1:00 PM – 2:00PM Lab Evaluation (Chapter 5): 2:00 PM – 4:00 PM | Read Chapter & Complete Workbook: 6 Projection Sheets Due Chapter 5 | RT3, RT5 a-c |

| | | | | |
|--------------------------|------------------|--|--|-------------------------|
| <p>Thursday 9/20</p> | <p>Chapter 6</p> | <p>Lecture: <u>Chapter 6</u> - Lower limb (8:00AM – 10:00AM) Lab Demonstration: 10:00 AM – 11:00AM Practice: 11:00 – 12:00 & 1:00 – 3:00PM Retest Chapter 5: 3:00 PM – 4:00 PM</p> | <p>Read Chapter: 6 Lower Limb Complete Projection Sheets: AP/AP Axial Toes AP Oblique Toes Lateral Toes Sesamoids (Lewis and Holly Methods) AP Axial Foot AP Oblique Foot (Medial Rotation) Lateral Foot Plantodorsal Calcaneus Lateral Calcaneus AP Ankle Lateral Ankle AP Oblique Ankle (Medial Rotation) AP Oblique Mortise Ankle AP Tib-Fib (Lower Leg) Lateral Tib-Fib (Lower Leg) AP Knee Lateral Knee AP Weight-Bearing Knee AP Oblique Knee (Medial Rotation) AP Oblique Knee (Lateral Rotation) PA Axial (Holmblad Method) PA Axial (Camp Coventry Method) AP Axial (Beclere Method) PA Patella Lateral Patella Tangential Patella</p> | <p>RT3, RT5 a-c</p> |
|--------------------------|------------------|--|--|-------------------------|

| Date/Week | Chapter/Lesson | Content | Assignments & Tests Due Dates | Competency Area |
|----------------------------------|----------------|---|--|--------------------|
| | | | (Hughston Method) Tangential Patella (Merchant Method) Tangential Patella (Settegast Method) AP Femur Lateral Femur | |
| Week 7 Tuesday 9/25 | Chapter 9 | Test 6 (Chapter 6): 1:00PM – 2:00PM Lab Evaluation (Chapter 6): 2:00PM – 4:00PM | Read Chapter & Complete Workbook: 9 Projection Sheets Due Chapter 6 | RT3, RT5 a-c |
| Thursday 9/27 | Chapter 9 | Lecture: Chapter 9 - Bony Thorax (8:00 AM – 9:00AM) Lab Demonstration: 9:00AM – 10:00AM Practice: 10:00AM – 12:00PM & 1:00PM – 3:00PM Retest Chapter 6 – 3:00PM – 4:00PM | Read Chapters: 9 Complete Projection Sheets: PA Oblique Sternum (RAO) Lateral Sternum PA SC Joints PA Oblique SC Joints (RAO/LAO) PA Upper Anterior Ribs AP Posterior Ribs Axillary Ribs (RPO/LPO) Axillary Ribs (RAO/LAO) | RT2, RT5 a-c |
| Week 8 Tuesday 10/2 | | Study for Test 7 (Chapter 9) / Lab Evaluation | | |
| Thursday 10/4 | | Test 7 (Chapter 9): 8:00AM – 9:00AM Lab Evaluation (Chapter 9): 9:30 AM – 11:30 AM Retest Chapter 9 : 3:00PM – 4:00PM | Projection Sheets Due Chapter 9 | RT2, RT5 a-c |

| Date/Week | Chapter/Lesson | Content | Assignments & Tests Due Dates | Competency Area |
|----------------------------------|----------------|--|----------------------------------|--------------------|
| Week 9 Tuesday 10/9 | | Final Exam Final Lab Evaluation | | RT1-6 a-c |

COMPETENCY AREAS:

1. Anatomy and Routine Projections of the Body Trunk, Upper Extremity, and Shoulder Girdle.
2. Anatomy and Routine Projections of the Bony Thorax
3. Anatomy and Routine Projections of the Lower Extremities
4. Introduction to Radiographic Procedures
5. Positioning Terminology
6. Positioning Considerations

GENERAL CORE EDUCATIONAL COMPETENCIES:

- a) The ability to utilize standard written English.
- b) The ability to solve practical mathematical problems.
- c) The ability to read, analyze, and interpret information.



RADT 1030 Radiographic Procedures 1
Syllabus Acknowledgement

I _____ have read and understand the syllabus for RADT 1030. I have also been given the opportunity to ask questions to clarify any requirements listed on the syllabi. By signing this agreement, I am acknowledging that I fully understand my requirements and grading criteria that I am responsible for. I agree to follow the guidelines and rules listed on the syllabi.

Print Name

Student Signature

Date