

	<p align="center">RNSG 2000 Medical-Surgical Nursing II COURSE SYLLABUS Summer Semester 2016</p>
Semester: Summer 2016	Instructor: Heather Williams MSN, RN (Another ASN instructor may fill in and teach at any time)
Course Title: Medical-Surgical Nursing II	Office Hours: M,T,W,R: 7:30am-9am; 3:00-5pm
Course Number: RNSG 2000	Office Location: Gillis Building Room 706
Credit Hours/ Minutes: 4/4500 Didactic 2250 minutes (45 hours) Clinical 2250 minutes (37.5 hours)	Email Address: hwilliams@southeasterntech.edu
Class Location: Gillis Building Room 842	Phone: 912-538-3275
Class Meets: Wednesdays and Thursdays from 9-12:00 beginning May 18, 2016 and ending July 12, 2016. Clinical rotations will begin July 14, 2016. Please see clinical schedule for specifications.	Fax Number: 912-538-3106
CRN: 60115	Tutoring Hours: please schedule an appointment



REQUIRED TEXT:

1. Abramovitz, J. (2014). *Nursing 2015 drug handbook (35th ed.)*. Philadelphia, PA: Wolters Kluwer Health/Lippincott Williams & Wilkins.
2. Doenges, M., Moorhouse, M., & Murr, A. (2010). *Nursing care plans: Guidelines for individualizing client care across the life span (8th ed.)*. Philadelphia, PA: F. A. Davis Company.
3. Hinkle, J., & Cheever, K. (2014). *Brunner & Suddarth's: Textbook of medical-surgical nursing (13th ed.)*. Philadelphia, PA: Wolters Kluwer Health/Lippincott Williams & Wilkins.



SUGGESTED TEXT:

1. Leeuwen, A., Poelhuis-Leth, D., & Bladh, M. (2013). *Davis's comprehensive handbook of laboratory diagnostic tests with nursing implications (5th ed.)*. Philadelphia, PA: F. A. Davis Company.
2. Venes, D. (2013). *Taber's cyclopedic medical dictionary (22nd ed.)*. Philadelphia, PA: F. A. Davis Company.



REQUIRED SUPPLIES & SOFTWARE: pen, pencil, paper, large 3 ring binder, highlighter, computer access, ear phones (for ATI skills Modules), medium bandage scissors, stethoscope, watch with second hand or seconds displayed, large spiral notebook, and calculator

COURSE DESCRIPTION: This course reinforces theory and fundamental nursing skills and introduces the student to the concepts of adult health nursing. The nursing process is used as a framework to organize content and deliver nursing care. Students use critical thinking as the basis for decision regarding planning, intervention and evaluation when caring for clients with medical- surgical disorders. Pharmacological principles are integrated throughout the course. Simulated laboratory and clinical settings provide an opportunity to develop competency in nursing skills and caring in nursing practice. Clinical opportunities are provided in a variety of medical- surgical settings. **Clinical practice-based learning activities and interactions will be offered to allow professional development through praxis, reflection, critical thinking, problem-solving, decision-making, accountability, provision and coordination of care, advocacy, and collaboration.**

MAJOR COURSE COMPETENCIES:

1. Management of the Patient with Problems of the Immunological System
2. Management of the Patient with Problems of the Integumentary System
3. Management of the Patient with Problems of the Sensory System
4. Management of Patients with Problems of the Hematological System

PREREQUISITE (S): Program Admission, RNSG 1005, RNSG 1018, RNSG 1020, RNSG 1030

COREQUISITE (S): RNSG 2005

COURSE OUTLINE:

Management of the Patient with Problems of the Immunological System

Order	Description	Learning Domain	Level of Learning
1	Describe the body's general immune responses	Cognitive	Understanding
2	Differentiate between cellular and humoral immune responses	Cognitive	Analyzing
3	Demonstrate assessment parameters for determining the status of patient's immune function	Psychomotor	Guided Response
4	Compare the different types of primary immunodeficiency disorders and their causes, clinical manifestations, potential complications, and treatment modalities	Cognitive	Analyzing
5	Demonstrate the nursing management of the patient with an immunodeficiency	Psychomotor	Guided Response
6	Uses essential teaching to address the needs of a patient with an immunodeficiency	Cognitive	Applying
7	Discuss the management of the patient with HIV infection and AIDS	Cognitive	Understanding
8	Describe the modes of transmission of HIV infection and prevention strategies	Cognitive	Understanding
9	Describe the host/HIV interaction during primary infection	Cognitive	Understanding
10	Analyze the pathophysiology associated with the clinical manifestations of HIV/AIDS	Cognitive	Analyzing
11	Explain the physiologic events involved with allergic reactions	Cognitive	Analyzing

12	Discuss the nursing interventions appropriate for patients with HIV/AIDS	Cognitive	Understanding
13	Use the nursing process as a framework for care of the patient with HIV/AIDS	Cognitive	Applying
14	Explain the physiologic events involved with allergic reactions	Cognitive	Understanding
15	Use the nursing process as a framework for care of the patient with allergic rhinitis	Cognitive	Applying
16	Perform appropriate nursing interventions based on nursing diagnoses and collaborative problems that commonly occur with rheumatic disorders	Psychomotor	Guided Response
17	Use a teaching plan for the patient with newly diagnosed rheumatic disease	Cognitive	Applying
18	Discuss evidence-based practice related to quality and safety	Cognitive	Understanding

Management of the Patient with Problems of the Integumentary System

Order	Description	Learning Domain	Level of Learning
1	Differentiate the composition and function of each skin layer: epidermis, dermis, and subcutaneous tissue	Cognitive	Analyzing
2	Describe the normal aging process of the skin and skin changes common in elderly patients	Cognitive	Understanding
3	Demonstrate a physical assessment of the integumentary system that includes the skin, hair, and nails	Psychomotor	Guided Response
4	Identifies common skin eruptions and manifestations associated with systemic disease	Cognitive	Analyzing
5	Differentiate management practices related to patients with abnormal skin conditions	Cognitive	Analyzing
6	Use the nursing process as a framework for care of patients with dermatologic problems	Cognitive	Applying
7	Contrast the use and implications of different pharmacologic agents in managing patients with problems of the integumentary system	Cognitive	Analyzing
8	Compare the various types of dermatologic and plastic reconstructive procedures	Cognitive	Creating
9	Compare and contrast the potential fluid and electrolyte alterations of the emergent/resuscitative and acute phases of burn management	Cognitive	Creating
10	Describe the goals of burn care and the nurse's role in wound assessment, wound cleansing, topical antibacterial therapy, wound dressing, debridement, excision, and skin grafting	Cognitive	Understanding
11	Describe the nurse's role in pain management, restoration of function, psychological support of the patient and family, nutritional support, pulmonary care, and patient and family education	Cognitive	Understanding
12	Critique patient care and the recovery process for burn patients	Cognitive	Creating
13	Discuss evidence-based practice related to quality and safety	Cognitive	Understanding

Management of the Patient with Problems of the Sensory System

Order	Description	Learning Domain	Level of Learning
1	Demonstrate the assessment of sensorineural function	Psychomotor	Guided Response
2	Differentiate management practices related to patients with eye and vision disorders	Cognitive	Analyzing
3	Differentiate management practices related to patients with hearing and balance disorders	Cognitive	Analyzing
4	Contrast the use and implications of different pharmacologic agents in managing patients with sensorineural problems	Cognitive	Analyzing
5	Discuss evidence-based practice related to quality and safety	Cognitive	Understanding

Management of Patients with Problems of the Hematological System

Order	Description	Learning Domain	Level of Learning
1	Differentiate between the hypoproliferative and the hemolytic anemias and compare and contrast the physiologic mechanisms, clinical manifestations, medical management, and nursing interventions for each	Cognitive	Analyzing
2	Use the nursing process as a framework for care of patients with anemia, acute leukemia, lymphoma, multiple myeloma, bleeding disorders, and thrombotic disorders	Cognitive	Applying
3	Compare the leukemias in terms of their incidence, physiologic alterations, clinical manifestations, management, and prognosis	Cognitive	Analyzing
4	Contrast the use and implications of different pharmacologic agents in managing patients with hematological disorders	Cognitive	Analyzing
5	Discuss evidence-based practice related to quality and safety	Cognitive	Understanding

GENERAL EDUCATION CORE COMPETENCIES: STC has identified the following general education core competencies that graduates will attain:

1. The ability to utilize standard written English.
2. The ability to solve practical mathematical problems.
3. The ability to read, analyze, and interpret information.

All students pursuing a degree, a diploma, or a Technical Certificate of Credit with a General Education component will be required to pass the General Education Competency Exams prior to graduation.

STUDENT REQUIREMENTS: Students are expected to complete all exams and daily assignments. **A unit exam average of 70% or above for the unit exams must be obtained in order to take the final exam.** A course grade of 70% must be obtained in order to advance to the clinical setting and into future nursing courses.

No assignment opportunities will be given for extra credit. Any unit test grade will be entered as is to the nearest 10th. No scores will be rounded (up or down). This rule applies to every grade issued during this semester. All final averages will be recorded as is (ie a 69.9 is a 69.9).

During an examination, students are required to place all textbooks and personal property on the floor in the front of the classroom. Students will be required to rotate seats prior to testing per instructions from the instructor. No talking is allowed once the exam begins. Once the exam begins, students will not be allowed to exit the classroom until the exam is completed. Students found with their cell phone or any other personal communication device during the exam will be considered cheating; which will result in a zero for the exam.

Students must make a **100% on a calculation exam before attending clinical**. Students may take the drug calculation exam a maximum of **THREE** attempts. Each attempt will be a different but similar version.

ATI ACTIVITIES: All ATI activities must be completed as outlined on ATI rubric. Failure to do so will result in zero points for the missed activity. No points will be awarded if the activity is not completed on time or the benchmark is not met. ATI assignments will be checked at **8:00 am** on the morning the assignment is due. If assignment is not satisfactorily completed by this time it will be considered incomplete and points will not be awarded.

TICKET TO CLASS: Assignments may be given as homework which will serve as the student's ticket into class. The student will not be allowed in class if they fail to complete the ticket to class assignment. This will count as an absence and the student will not be allowed to return to class until the assignment is completed in its entirety.

SELF-ASSESSMENT JOURNAL-LIFELONG LEARNING ASSESSMENT: As part of your curriculum, you are required to keep a journal of your experiences during all didactic and clinical courses; you will continue to make entries until you graduate. By doing so, it is hoped that the entries made in this journal will provide insight into your strengths and weaknesses and assist in your learning experience. The purpose of the journal is to give you a written record of your experiences and professional and personal growth as a nursing student to a registered nurse. This self-assessment should help you in determining what you may need to focus on improving, while allowing you to gain a sense of accomplishment at tasks well-done. Re-reading of your journal at intervals during your education should reveal the depth of knowledge you have gained and allow you to see the development of the clinical skills and critical thinking skills required to be an outstanding registered nurse, as well as successful member of the workforce.

Each week, you should write an entry in your journal. You may include your feelings about the week's experiences. If you felt a sense of accomplishment at learning new information, a skill or participating in patient care, then that feeling may be recorded. If you felt a sense of frustration, that may be recorded as well.

Your instructors will read your journal! It would be prudent to omit non-constructive personal comments about your instructors or classmates. If there is an issue with a course, clinical, instructor, classmate, etc., the student should discuss these issues with the program director and follow protocol for grievances.

The journal will be in an online format through Blackboard. The journals will be due, as outlined in your course syllabi, every Monday (Tuesday in the event Monday is a holiday) by 8:00 am. The journal will be linked to one of the following courses. RNSG 1005, 1020, 2000 or 2020. A point per week deduction for not submitting your journal by the date/time due will result in points being taken off your **FINAL AVERAGE**. For example, there will be 10 journal entries due for Summer Semester. If no journal entries were completed then 10 points will be deducted from your **FINAL AVERAGE**.

ATTENDANCE GUIDELINES: Class attendance is a very important aspect of a student's success. Being absent from class prevents students from receiving the full benefit of a course and also interrupts the learning process. Southeastern Technical College considers both tardiness and leaving early as types of absenteeism. Responsibility for class attendance rests with the student. Regular and punctual attendance at all scheduled classes is required for student success. Students will be expected to complete all work required by the instructor as described in the individual course syllabus.

Instructors have the right to give unannounced quizzes/assignments. Students who miss an unannounced quiz or assignment will receive a grade of 0. Students who stop attending class, but do not formally withdraw, may receive a grade of F and face financial aid repercussions in upcoming semesters.

ADDITIONAL ATTENDANCE PROVISIONS

Health Sciences

Requirements for instructional hours within Health Science programs reflect the rules of respective licensure boards and/or accrediting agencies. Therefore, these programs have stringent attendance policies. Each program's attendance policy is published in the program's handbook and/or syllabus which specify the number of allowable absences. All provisions for required make-up work in the classroom or clinical experiences are at the discretion of the instructor.

Attendance is counted from the first scheduled class meeting of each semester. To receive credit for a course a student must attend at least 90% of the scheduled instructional time. Time and/or work missed due to tardiness or absences must be made up at the convenience of the instructor. Any student attending less than the required scheduled instructional time (90%) may be dropped from the course as stated below in the Withdrawal Procedure.

Tardy means arriving after the scheduled time for instruction to begin. Early departure means leaving before the end of the scheduled time. Three (3) tardies or early departures equal one (1) absence for the course.

The didactic portion of the class will meet for 45 hours. A student is allowed to miss a maximum of 4.5 hours. Students missing more than 4.5 hours will be dropped for exceeding the attendance policy. The 37.5 clinical hours are non-negotiable; missed clinical hours must be made up at the discretion of the instructor. **A physician's excuse/appropriate documentation will be required for any missed clinical time.**

SPECIAL NEEDS: Students with disabilities who believe that they may need accommodations in this class based on the impact of a disability are encouraged to contact Jan Brantley, Room 1208 Swainsboro Campus, 478-289-2274, or Helen Thomas, Room 108 Vidalia Campus, 912-538-3126, to coordinate reasonable accommodations.

SPECIFIC ABSENCES: Provisions for Instructional Time missed because of documented absences due to jury duty, military duty, court duty, or required job training will be made at the discretion of the instructor.

PREGNANCY: Southeastern Technical College does not discriminate on the basis of pregnancy. However, we can offer accommodations to students who are pregnant that need special consideration to successfully complete the course. If you think you will need accommodations due to pregnancy, please advise me and make appropriate arrangements with the Special Needs Office. Swainsboro Campus: Jan Brantley, Room 1208, (478) 289-2274 -- Vidalia Campus: Helen Thomas, Room 108, (912) 538-3126.

WITHDRAWAL PROCEDURE: Students wishing to officially withdraw from a course(s) or all courses after the drop/add period and prior to the 65% portion of the semester (date will be posted on the school calendar) must speak with a Career Counselor in Student Affairs and complete a Student Withdrawal Form. A grade of "W" is assigned when the student completes the withdrawal form from the course.

Students who are dropped from courses due to attendance (see your course syllabus for attendance policy) after drop/add until the 65% point of the semester will receive a "W" for the course. Abandoning a course(s) instead of following official withdrawal procedures may result in a grade of 'F' being assigned.

After the 65% portion of the semester, the student will receive a grade for the course. (Please note: A zero will be given for all missed assignments.)

There is no refund for partial reduction of hours. Withdrawals may affect students' eligibility for financial aid for the current semester and in the future, so a student must also speak with a representative of the Financial Aid Office to determine any financial penalties that may be assessed due to the withdrawal. All grades, including grades of 'W', will count in attempted hour calculations for the purpose of Financial Aid.

Remember - Informing your instructor that you will not return to his/her course does not satisfy the approved withdrawal procedure outlined above.

MAKEUP GUIDELINES (Tests, quizzes, homework, projects, etc...): A student will only be allowed to make-up one unit exam which will be given at the discretion of the instructor. **A physician's excuse/appropriate documentation will be required for the student to be eligible to take a make-up exam. A 10 point deduction will be issued if the student misses a unit exam due to an unexcused absence.** A grade of "0" will be given to all subsequent unit exams missed. The make-up exam may or may not be the same as the original exam. It may also be a different test format. If a student misses the final exam and has already used their ONE time make-up, the student will NOT be allowed to make-up the final exam; which will result in a zero for the final exam.

STRATEGIC REMEDIATION PLAN: Our purpose is to educate safe entry level health care professionals. At times, this may mean there are areas that must be improved upon. The Strategic Remediation Plan for Success documents deficiencies and provides a means for improvement. A remediation plan should be initiated for the following reasons:

- ❖ If the student has a cumulative unit exam average of $\leq 72\%$ after the completion of 25% of the unit exams or skills deficiency, the faculty will initiate individual counseling session and complete Academic Deficiency Notice/Strategic Remediation Plan for Success.
- ❖ If the student has a cumulative unit exam average of $\leq 72\%$ after the completion of 50 % of the unit exams or skills deficiency, the faculty will initiate individual counseling session, as well as review and update Academic Deficiency Notice/Strategic Remediation Plan for Success and submit an Early Alert.

ACADEMIC DISHONESTY POLICY: The STC Academic Dishonesty Policy states *All forms of academic dishonesty, including but not limited to cheating on tests, plagiarism, collusion, and falsification of information, will call for discipline.* The policy can also be found in the *STC Catalog and Student Handbook*.

Procedure for Academic Misconduct

The procedure for dealing with academic misconduct and dishonesty is as follows:

--First Offense--

Student will be assigned a grade of "0" for the test or assignment. Instructor keeps a record in course/program files and notes as first offense. The instructor will notify the student's program advisor, academic dean, and the Registrar at the student's home campus. The Registrar will input the incident into Banner for tracking purposes.

--Second Offense--

Student is given a grade of "WF" for the course in which offense occurs. The instructor will notify the student's program advisor, academic dean, and the Registrar at the student's home campus indicating a "WF" has been issued as a result of second offense. The Registrar will input the incident into Banner for tracking purposes.

--Third Offense--

Student is given a grade of "WF" for the course in which the offense occurs. The instructor will notify the student's program advisor, academic dean, and the Registrar at the student's home campus indicating a "WF" has been issued as a result of second offense. The Vice President for Student Affairs, or designee, will notify the student of suspension from college for a specified period of time. The Registrar will input the incident into Banner for tracking purposes.

STATEMENT OF NON-DISCRIMINATION: Southeastern Technical College does not discriminate on the basis of race, color, creed, national or ethnic origin, gender, religion, disability, age, disabled veteran, veteran of Vietnam Era or citizenship status, (except in those special circumstances permitted or mandated by law). This school is in compliance with Title VI of the Civil Rights Act of 1964, which prohibits discrimination on the basis of race, color, or national origin; with the provisions of Title IX of the Educational Amendments of 1972, which prohibits discrimination on the basis of gender; with the provisions of Section 504 of the Rehabilitation Act of 1973, which prohibits discrimination on the basis of handicap; and with the American with Disabilities Act (ADA).

GRIEVANCE PROCEDURES: Grievance procedures can be found in the Catalog and Handbook located on STC's website.

ACCESS TO TECHNOLOGY: Students can now access Angel, Remote Lab Access, Student Email, Library Databases (Galileo), and BannerWeb via the mySTC portal or by clicking the Current Students link on the STC website at www.southeasterntech.edu.

TCSG GUARANTEE/WARRANTY STATEMENT: The Technical College System of Georgia guarantees employers that graduates of State Technical Colleges shall possess skills and knowledge as prescribed by State Curriculum Standards. Should any graduate employee within two years of graduation be deemed lacking in said skills, that student shall be retrained in any State Technical College at no charge for instructional costs to either the student or the employer.

Grading Scale	Grading Procedure
A: 90-100 B: 80-89 C: 70-79 D: 60-69 F: 0-59	Unit Exam 50% Final Exam 25% ATI Activities 5% (as outlined on RNSG 2000 ATI Activities Rubric) Clinical 20% (as outlined on RNSG 2000 Clinical Grading Rubric)

Each student's final course grade will be determined as follows:

Unit exam grade x 0.50 = _____

Final exam grade x 0.25 = + _____

ATI Activities x 0.05 = + _____

Clinical x 0.20 = + _____

Numerical course grade = _____

Course Description- RNSG 2000 Medical Surgical II

Summer Semester 2016 Lesson Schedule

***This lesson plan is subject to change if necessary at the instructor's discretion.

****Clinical Schedule will be combined with the schedule for RNSG 2005

Date	Chap / Lesson	Content	Assignments & Tests Due	* Area ** Core
5/18	INTRO	Introduction to the course. Review syllabus and lesson plan	Read assigned chapters	*1 **1-3
	Ch.35	Assessment of Immune Function		
5/19	Ch.35	Assessment of Immune Function	Read assigned chapters ATI: Learning System RN Practice: Immune and Infections; Targeted Practice Assessment: Immune. Due before test 1	* 1 **1-3
	Ch.36	Management of Patients with Immunodeficiency Disorders		
5/25	Ch. 37	Management of Patients with HIV Infection and AIDS	Read assigned chapters	*1 **1-3
	Ch. 38	Assessment and Management of Patients with Allergic Disorders		
5/26	Ch. 38	Assessment and Management of Patients with Allergic Disorders	Read assigned chapters Study for Test 1	*1 **1-3
	Ch. 39	Assessment and Management of Patients with Rheumatic Disorders		
6/1 25% Remediation	Test 1	Test 1 (Ch 35-39)	Read assigned chapters ATI: Learning System RN Practice: Dermatology. Due before Test 2	* 1,2 **1-3
	Ch. 60	Assessment of Integumentary Function		
6/2	Ch. 60	Assessment of Integumentary Function	Read assigned chapters Complete ATI assignments	* 2 **1-3
	Ch. 61	Management of Patients with Dermatologic Problems		
6/8	Ch. 61	Management of Patients with Dermatologic Problems	Read assigned chapters Complete ATI assignments Study for Test 2	* 2 **1-3
	Ch. 62	Management of Patients with Burn Injury		
6/9 50% Remediation	Test 2	Test 2 (Ch 60-62)	Read assigned chapters	* 2,3 **1-3
	Ch. 63	Assessment and Management of Patients with Eye and Vision Disorders		
6/15	Ch. 63	Assessment and Management of Patients with Eye and Vision Disorders	Read assigned chapters Complete ATI assignments Study for Test 3	* 3 **1-3
	Ch. 64	Assessment and Management of Patients with Hearing and Balance Disorders		
6/16	TEST 3	Test 3 (Ch. 63-64)	Read assigned chapters Complete ATI assignments	*4 **1-3
	Ch. 32	Assessment of Hematologic Function and Treatment Modalities		

Course Description- RNSG 2000 Medical Surgical II

Summer Semester 2016 Lesson Schedule

***This lesson plan is subject to change if necessary at the instructor's discretion.
 ****Clinical Schedule will be combined with the schedule for RNSG 2005

Date	Chap / Lesson	Content	Assignments & Tests Due	* Area ** Core
6/22	Ch. 32	Assessment of Hematologic Function and Treatment Modalities	Read assigned chapters ATI: Learning System RN Practice: Cardiovascular and Hematology. Due before Test 4	*4 **1-3
	Ch. 33	Management of Patients with Nonmalignant Hematologic Disorders		
6/23	Ch. 33	Management of Patients with Nonmalignant Hematologic Disorders	Read assigned chapters	*4 **1-3
	Ch. 34	Management of Patients with Hematologic Neoplasms		
6/29	Ch. 34	Management of Patients with Hematologic Neoplasms	Read assigned chapters Study for Test 4	*4 **1-3
	PEDS Ch. 50	PEDS: Nursing Care of Children with Neoplastic Disorders	Read assigned chapters	*4 **1-3
6/30	Test 4	Test 4 (Ch 32-34 and PEDS Ch 50)	Review /Study for Final	*4 **1-3
7/4-7/7		July 4th Break!!!		
7/12	FINAL	COMPRHENSIVE FINAL EXAM		*1-4 **1-3
7/14-7/27	Clinical	Clinical Practice-Based Learning Activities and Interactions	1. Develop professional practice through praxis, reflection, critical thinking, problem-solving, decision-making, accountability, provision and coordination of care, advocacy, and collaboration	*1-4 **1-3
	Clinical	Make-up Day if needed Clinical Practice-Based Learning Activities and Interactions	1. Develop professional practice through praxis, reflection, critical thinking, problem-solving, decision-making, accountability, provision and coordination of care, advocacy, and collaboration	*1-4 **1-3

*** Competency Areas:**

1. Management of the Patient with Problems of the Immunological System
2. Management of the Patient with Problems of the Integumentary System
3. Management of the Patient with Problems of the Sensory System
4. Management of Patients with Problems of the Hematological System

****General Core Educational Competencies**

1. The ability to utilize standard written English
2. The ability to solve practical mathematical problems
3. The ability to read, analyze, and interpret information

SELF-ASSESSMENT JOURNAL-LIFELONG LEARNING ASSESSMENT:

As part of your curriculum, you are required to keep a journal of your experiences during all didactic and clinical courses; you will continue to make entries until you graduate. By doing so, it is hoped that the entries made in this journal will provide insight into your strengths and weaknesses and assist in your learning experience. The purpose of the journal is to give you a written record of your experiences and professional and personal growth as a nursing student to a registered nurse.

This self-assessment should help you in determining what you may need to focus on improving, while allowing you to gain a sense of accomplishment at tasks well-done. Re-reading of your journal at intervals during your education should reveal the depth of knowledge you have gained and allow you to see the development of the clinical skills and critical thinking skills required to be an outstanding registered nurse, as well as successful member of the workforce.

Each week, you should write an entry in your journal. You may include your feelings about the week's experiences. If you felt a sense of accomplishment at learning new information, a skill or participating in patient care, then that feeling may be recorded. If you felt a sense of frustration, that may be recorded as well.

Your instructors will read your journal! It would be prudent to omit non-constructive personal comments about your instructors or classmates. If there is an issue with a course, clinical, instructor, classmate, etc., the student should discuss these issues with the program director and follow protocol for grievances.

The journal will be in an online format through Blackboard. The journals will be due, as outlined in your course syllabi, every Monday (Tuesday in the event Monday is a holiday) by 8:00 am. The journal will be linked to one of the following courses. RNSG 1005, 1020, 2000 or 2020. A point per week deduction for not submitting your journal by the date/time due will result in points being taken off your **FINAL AVERAGE**. For example, there will be 10 journal entries due for Summer Semester. If no journal entries were completed then 10 points will be deducted from your **FINAL AVERAGE**.

SELF-ASSESSMENT JOURNAL-LIFELONG LEARNING ASSESSMENT DUE DATES:

DUE DATE	COMPLETED
5/23	
5/30	
6/6	
6/13	
6/20	
6/27	
7/11	
7/18	
7/25	
8/1	

RNSG 2000 ATI Activities

Date Due	Activity Title	Points Possible	Points Earned
6/1/16	Learning System RN Practice Test: Immune and Infections	5	
6/1/16	Targeted Practice Assessment: Immune	4	
6/9/16	Learning System RN Practice Test: Dermatology	5	
6/30/16	Learning System RN Practice Test: Cardiovascular and Hematology	5	
	View/Complete Nurse Touch: Don't wait until the last minute to do these!!!! They are located under tutorials:		
7/12/16	1. Wellness and Self Care	10	
7/12/16	2. Professional Communication	10	
7/12/16	3. Nursing Informatics and Technology	10	
7/12/16	4. Becoming a Professional Nurse	10	
7/12/16	Practice Assessment Nurse Touch: Becoming a Professional Nurse	5	
7/12/16	Practice Assessment Nurse Touch: Wellness and Self Care	5	
7/12/16	Practice Assessment Nurse Touch: Professional Communication	5	
7/12/16	Practice Assessment Nurse Touch: Nursing Informatics and Technology	5	
	Total Possible Points	79	

There are a total of 79 points assigned for all completed ATI activities which accounts for 5% toward your final grade. In order for you to receive the points, you must complete all assignments by the date due. All ATI assignments are due by 8:00 am the on specified due date. Failure to complete assignments by this time will result in a grade of zero for that assignment.

Clinical Evaluation Tool - Summer 2015
RNSG 2000 and 2005
Level II

1. Use the nursing process as a framework for providing nursing care	Week 1	Week 2	Week 3
a) Perform a general assessment of clients.			
b) Develop of a plan of care based on data collected during a general assessment.			
c) Select cultural and age-appropriate interventions for inclusion in the plan of care			
d) Implement nursing care that is safe and based on the established plan of care.			
e) Use clinical decision making when providing patient care and participating in the evaluation of patient outcomes.			
2. Promote continuity of health care within the health care team and across various settings	Week 1	Week 2	Week 3
a) Participate as a member of the health care team.			
b) Communicate patient-related information to designated members of the health care team in a timely manner.			
c) Plan and provide health-related education.			
d) Use information technology to document patient information and communicate with members of the health care team			
3. Use scientific principles and evidence-based practice as a foundation for nursing practice	Week 1	Week 2	Week 3
a) Apply knowledge of pathophysiology, pharmacology, and nutrition when providing patient care.			
b) Identify best practice resources used as a basis for nursing care and clinical decision making			
c) Use identified resources in the provision of evidence-based practice.			
4. Practice nursing in a professional, ethical, and legal manner.	Week 1	Week 2	Week 3
a) Practice nursing in accordance with established standards of practice and institutional policies and procedures.			
b) Use the ANA code of ethics as a framework for ethical practice.			
c) Practice nursing in accordance with the Nurse Practice Act and other regulatory guidelines.			
d) Maintain professional accountability and responsibility when communicating with patients and in the delivery of patient care.			
5. Use communication that promotes an effective exchange of information.	Week 1	Week 2	Week 3
a) Use verbal and nonverbal communication that promotes caring, therapeutic relationships with patients.			
b) Identify barriers to effective communication and make appropriate changes in communication.			
c) Use standardized hand-off communication tools when transferring care responsibilities to other members of the health care team.			
d) Communicate effectively with the health care team and report issues that indicate conflict is impacting patient care.			
e) Use verbal and nonverbal communication that promotes caring, therapeutic relationships with patients.			

<p>4 (Outstanding)</p> <ul style="list-style-type: none"> Exceeds expectations (as identified on clinical evaluation tool) Is safe Consistently shows initiative. Demonstrates a comprehensive level of understanding of concepts and applies them to patient care. Consistently identifies patient care situations that need attention. No supportive cues needed. 																																																
<p>3 (Satisfactory)</p> <ul style="list-style-type: none"> Meets expectations (as identified on clinical evaluation tool) Is safe Periodically shows initiative. Demonstrates a fundamental level of understanding of concepts and applies them to patient care. Usually identifies patient care situations that need attention. Occasional supportive cues needed. 																																																
<p>2 (Needs Improvement)</p> <ul style="list-style-type: none"> Does not meet expectations (as identified on clinical evaluation tool) Is usually safe Infrequently shows initiative. Requires frequent guidance when applying concepts to patient care situations. Inconsistently identifies patient care situations that need attention. Frequent supportive cues needed. 																																																
<p>1 (Unsatisfactory)</p> <ul style="list-style-type: none"> Does not meet expectations (as identified on clinical evaluation tool) Is unsafe Lacks initiative. Requires consistent guidance when applying concepts to patient care situations. Fails to identify patient care situations that need attention. Continuous supportive cues needed. 																																																
<p>NO = Not Observed/No Opportunity</p> <p>Level 2</p> <p>It is expected of the student to improve throughout the clinical rotation. At the summative (final) point of evaluation, the rating for each will be added and divided by the number of applicable items.</p> <p>Example : $80/25=3.2$ This will equal a 92. This will be calculated as 20% of your grade for RNSG 2000.</p> <p>Then see the scale below to find numerical average on 100 point scale:</p> <table border="1"> <tr> <td>100=4</td> <td></td> <td></td> <td></td> <td></td> <td></td> <td></td> <td></td> </tr> <tr> <td>99=3.9</td> <td>94=3.4</td> <td>89=2.9</td> <td>84=2.4</td> <td>79=1.9</td> <td>74=1.4</td> <td>69=0.9</td> <td>64=0.4</td> </tr> <tr> <td>98=3.8</td> <td>93=3.3</td> <td>88=2.8</td> <td>83=2.3</td> <td>78=1.8</td> <td>73=1.3</td> <td>68=0.8</td> <td>63=0.3</td> </tr> <tr> <td>97=3.7</td> <td>92=3.2</td> <td>87=2.7</td> <td>82=2.2</td> <td>77=1.7</td> <td>72=1.2</td> <td>67=0.7</td> <td>62=0.2</td> </tr> <tr> <td>96=3.6</td> <td>91=3.1</td> <td>86=2.6</td> <td>81=2.1</td> <td>76=1.6</td> <td>71=1.1</td> <td>66=0.6</td> <td>61=0.1</td> </tr> <tr> <td>95=3.5</td> <td>90=3.0</td> <td>85=2.5</td> <td>80=2.0</td> <td>75=1.5</td> <td>70=1.0</td> <td>65=0.5</td> <td>60=0.0</td> </tr> </table>	100=4								99=3.9	94=3.4	89=2.9	84=2.4	79=1.9	74=1.4	69=0.9	64=0.4	98=3.8	93=3.3	88=2.8	83=2.3	78=1.8	73=1.3	68=0.8	63=0.3	97=3.7	92=3.2	87=2.7	82=2.2	77=1.7	72=1.2	67=0.7	62=0.2	96=3.6	91=3.1	86=2.6	81=2.1	76=1.6	71=1.1	66=0.6	61=0.1	95=3.5	90=3.0	85=2.5	80=2.0	75=1.5	70=1.0	65=0.5	60=0.0
100=4																																																
99=3.9	94=3.4	89=2.9	84=2.4	79=1.9	74=1.4	69=0.9	64=0.4																																									
98=3.8	93=3.3	88=2.8	83=2.3	78=1.8	73=1.3	68=0.8	63=0.3																																									
97=3.7	92=3.2	87=2.7	82=2.2	77=1.7	72=1.2	67=0.7	62=0.2																																									
96=3.6	91=3.1	86=2.6	81=2.1	76=1.6	71=1.1	66=0.6	61=0.1																																									
95=3.5	90=3.0	85=2.5	80=2.0	75=1.5	70=1.0	65=0.5	60=0.0																																									

Point Deductions for missing/incomplete paper work will be as follows:

- If a student fails to turn in paper work for the day, a grade of zero will be issued to that clinical day.
- If a student turns in paper work that is not complete according to documentation requirements, one point will be deducted for each item not completed or completed incorrectly. (ie: if a student does not complete 5 drug cards and 1 careplan then a 6 point deduction will be subtracted from the daily clinical grade.)
- Any infraction will result in a ten point deduction from the final clinical average and will result in a zero clinical grade for the date that the infraction occurred.
- Any tardy and/or absence will result in a one point deduction from the weekly average.

Final Clinical Grade:

Clinical Date	Weekly Preceptor Evaluation Average	Paperwork Deductions	Absence/Tardy Deduction	Weekly Average	Student Signature	Comments
Week 1				/100		
Week 2				/100		
Week 3				/100		
Final Weekly Average	<div style="background-color: black; color: white; padding: 5px;"> Infractions: -10 points for each infraction <i>if applicable</i> </div>			/100		
Infractions						
Final Grade				/100		